

FACT SHEET

FINANCIAL KEY FIGURES

in mill. EUR	6M/2025	2024	2023
Sales	82.2	144.5	139.4
EBITDA	-1.1	-0.3	8.9 ¹⁾
EBITDA Margin (in %)	-1.4	-0.2	6.4 ¹⁾
EBIT	-3.9	-6.2	4.3 ¹⁾
EBIT Margin (in %)	-4.7	-4.3	3.1 ¹⁾

	30/06/2025	31/12/2024	31/12/2023
Order Book	225.8	220.4	251.3
Total assets	110.9	102.4	109.6
Equity	15.6	21.6	29.3
Equity Margin (in %)	14.1	21.1	26.7

¹⁾ adjusted for the Chinese subsidiary and deconsolidation effect

OUTLOOK

The expectations for economic development in Germany remain subdued for 2025. Despite difficult conditions, the Executive Board expects moderate sales growth to between EUR 145 million and EUR 165 million in 2025. The order book remains stable. On the cost side, 2025 will be a transition year. The cost-cutting measures implemented will take full effect in 2026. EBITDA of between EUR 2 million and EUR 6 million is expected for 2025.

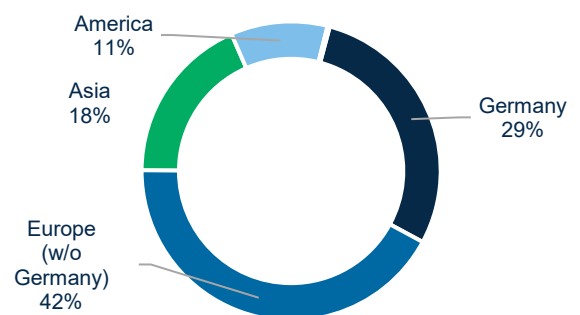
BASIC INFORMATION

ISIN	DE0005156236
German Securities Code (WKN)	515623
Symbol	SCE
Listed in	Xetra, Frankfurt, Stuttgart, Düsseldorf, Berlin
Stock Market Segment	Regulierter Markt (General Standard)
Share type	Stückaktien (Aktien ohne Nennbetrag)
No. of shares	3.780.000
Capital Stock in EUR	9.664.054

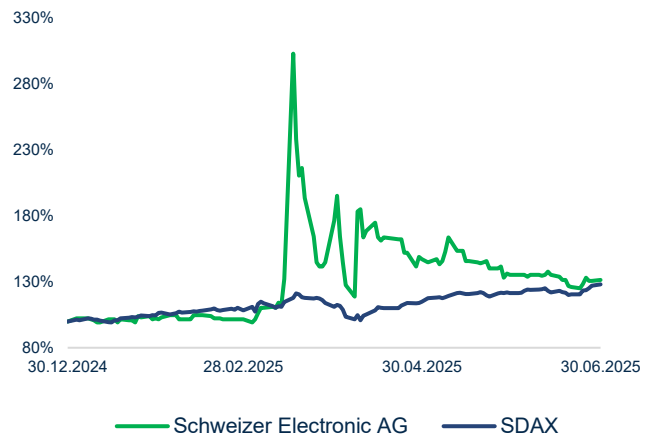
SALES BY CUSTOMER SEGMENT (06/2025)



SALES BY REGION (06/2025)



SHARE PRICE (XETRA)



FINANCIAL CALENDAR

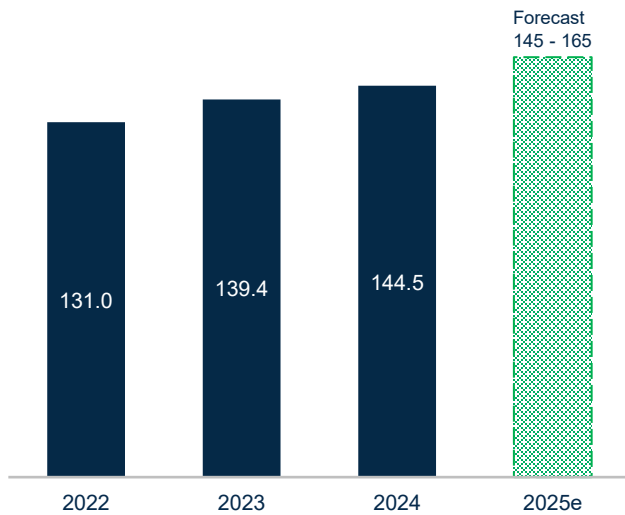
08 Aug 2025	Financial Report Half Year
07 Nov 2025	Interim Report Q3 2025
26 Jun 2026	Annual General Meeting

SCHWEIZER – MORE THAN PCBs

Ultra-modern PCB production sites in Schramberg in the Black Forest and in Jintan in China along with close partnerships with other technological innovators offers a global access to quality PCBs ranging from standard solutions to customer-specific designs. For almost any need and lot size – with maximum cost-effectiveness.

					
INNOVATIVE	RELIABLE	GLOBAL & LOCAL	TECHNOLOGY SCOPE	INDUSTRY 4.0	COMPETITIVE
Excellence in state-of-the-art technology & System Know-How with outstanding track record in Automotive for decades	Supply Chain Security even if international Supply Chains are interrupted by biggest PCB fab in Europe	Highly experienced Regional Sales teams & Engineering Services	From standard to highly sophisticated technologies	Highly automated production with scalable concept in China with volume potential up to 8,000 sqm/day (group)	Extremely competitive new fab in China with PCBs at highest Quality Standards




SALES DEVELOPMENT (in mill. EUR)



MARKET

The global production volume of printed circuit boards amounted to around USD 74 billion in 2024 (2023: around USD 70 billion) – an increase of 5.8 percent. Current forecasts assume annual growth rates in the mid-single-digit range until 2029.

EXECUTIVE BOARD

		
Nicolas Schweizer Chief Executive Officer	Marc Bunz Chief Financial Officer	Thomas Gottwald Chief Technology Officer

SUPERVISORY BOARD

Dr. Stefan Krauss (Vorsitzender), Dr. Harald Marquardt, Dr. Andreas Schumacher, Chris Wu, Jürgen Kammerer, Markus Kretschmann

CONTACT

SCHWEIZER ELECTRONIC AG
Einsteinstraße 10
78713 Schramberg
+49 7422 512 0
www.schweizer.ag

INVESTOR RELATIONS
Elisabeth Trik
+49 7422 512 302
ir@schweizer.ag